

FOOD & DRINK MANUFACTURING & PROCESSING

The **Food and Drink Manufacturing** sector has a turnover of

£96bn



Around **109,000 new jobs** will be needed in **Food Manufacturing** between 2012 and 2022 across the UK, more than any other manufacturing sector.

Pharmaceuticals

41,500 employed

19,000 jobs forecasted between 2012-2022

Agriculture (livestock and crops)

178,600 employed

97,000 jobs forecasted between 2012-2022

Automotive Manufacturing

137,500 employed

47,000 jobs forecasted between 2012-2022

Food Manufacturing

395,000 employed

109,000 jobs forecasted between 2012-2022

Out of the food & drink manufacturing

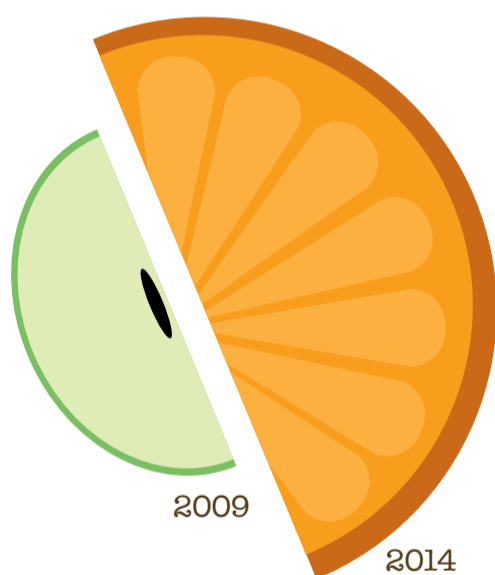
£26.4bn gross value added,

74%

was generated by **food** manufacturing



26% was generated by **beverage** manufacturing



UK food & drink manufacturing exports were worth

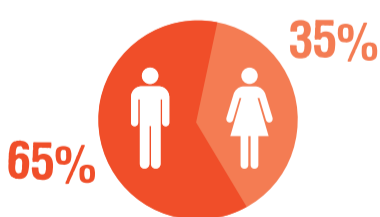
£18.8bn in 2014

Exports have grown by **33%** in the last five years

Exports of Beverages make up **35%** of all exports from the sector, with

Food Products making up **65%**

Meat and Cereals make up **30%** of the exports from the UK Food sector.



UK food & drink manufacturing employs almost **395,000** people.

Around **65%** of people working in the sector are men and **35%** are women. Employment of women in Food and Drink has increased by around **6,000** a year for the last five years.

The average wage in the food sector is

£24,990


and in beverages is

£33,663

The average salary in the **Food and Drink** sector is **rising faster** than in any other major manufacturing sector

There are **around 8,240** enterprises in the sector,

of which, the largest subsector by number of enterprises is **Bakery** and makes up around **29%** of the sector. Other sizeable subsectors include



40%

of all manufacturing sites in the UK with more than **250** people are in the Food and Drink manufacturing sector